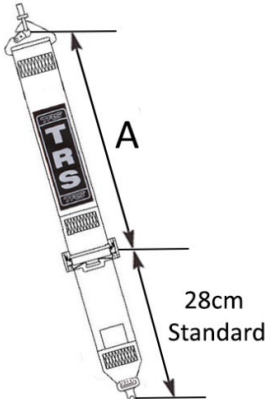
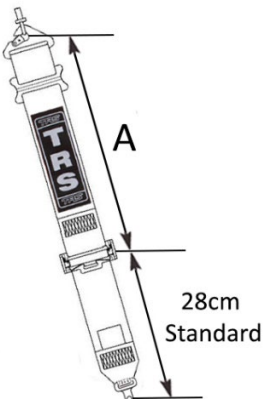


Date:		Harness Specification Sheet
Dealer Name:		
Customer Name:		
Daytime Contact No:		
Email Address:		
Approval Type:	Qty required:	Colour:

Make of Vehicle:	Type:	Year:
------------------	-------	-------

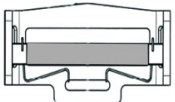

Shoulder strap measurements "A" should be taken with driver seated in vehicle with harness fastened tight.

TRS Technical Tip: Shoulder measurements "A" under 65cm TRS recommend a Sewn Bearing Point

Sewn Bearing Point <input type="checkbox"/>	Threaded Anchor Point with 3 Bar Slide <input type="checkbox"/>	Length A: cm Measure distance "A" from centre of anchor mounting point to centre of adjuster
		

Shoulder Adjuster (Mark appropriate box)

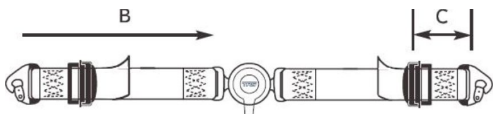
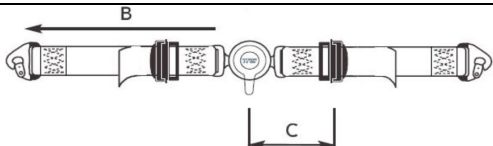
TRS Technical Tip: TRS Recommend the aluminium adjuster for fast and easy adjustment

50mm Steel Adjuster <input type="checkbox"/>	50mm Aluminium Adjuster <input type="checkbox"/>
	

Lap Straps - Measurements should be taken with the harness fastened tight and adjustment in midway position.

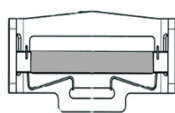

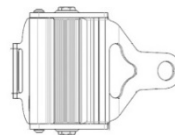
"B" is 65cm as standard from centre of anchor mounting to centre of release buckle.

"C" is 12cm as standard from centre of mounting strap to centre of adjuster.

Pull Up (STD Direction) <input type="checkbox"/>		Length B: (Overall Length) cm Length C: (Adjuster Length) cm
Pull Down (Suited for tight cockpits i.e. Kit Car) <input type="checkbox"/>		Length B: (Overall Length) cm Length C: (Adjuster Length) cm

Lap Adjuster (Mark appropriate box)

TRS Technical Tip: TRS Recommend the aluminium adjuster for fast and easy adjustment

50mm Steel Adjuster <input type="checkbox"/>	50mm Aluminium Adjuster <input type="checkbox"/>	50mm Integrated Enduro Quick Adjuster <input type="checkbox"/>
		

Rotary Quick Release Buckle Only

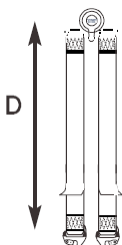
Permanently fixed to Crotch Strap M10-0003 (Standard for a 5pt/6pt Saloon)



50mm Crutch Straps - Measurements should be taken with the driver seated in the vehicle.

2-point Crutch Moustache
"D" is 65cm as standard.

Pull Down



Length D:

cm

Sewn Anchorages - Mark appropriate boxes to identify requirements

Sewn Snap Hook	Sewn 9.5mm Bolt in Plate	Sewn 11mm Bolt in Plate	Sewn 15mm Bolt in Plate	Sewn Flat Loop 4cm is standard	Porsche Anchor Plate	
<input type="checkbox"/>	<input type="checkbox"/>	<input type="checkbox"/>	<input type="checkbox"/>	<input type="checkbox"/>		FHR 50mm Shoulder Straps
<input type="checkbox"/>	<input type="checkbox"/>	<input type="checkbox"/>	<input type="checkbox"/>	<input type="checkbox"/>	<input type="checkbox"/>	50mm Lap Straps

Threaded Anchorages - Mark appropriate boxes to identify requirements

Snap Hook + 3 Bar Slide	13mm Bolt in Plate + 3 Bar Slide	Wrap Around	8mm Bolt in Plates as Pinch Plates	8mm Bolt in Plate + 3 Bar Slide	
<input type="checkbox"/>	<input type="checkbox"/>	<input type="checkbox"/>	<input type="checkbox"/>	<input type="checkbox"/>	FHR 50mm Shoulder Straps
<input type="checkbox"/>	<input type="checkbox"/>	<input type="checkbox"/>	<input type="checkbox"/>	<input type="checkbox"/>	50mm Lap Straps
<input type="checkbox"/>	<input type="checkbox"/>	<input type="checkbox"/>	<input type="checkbox"/>	<input type="checkbox"/>	50mm Crutch Straps